




**MTA 156**

TE Internal #: 4-640433-8

Rectangular Power Connectors, Connector Assembly, Receptacle, Wire-to-Board, 18 Position, 3.96 mm [.156 in] Centerline, MTA 156

[View on TE.com >](#)

Connectors > Power Connectors > Rectangular Power > Rectangular Power Connectors



Rectangular Power Connector Type: **Connector Assembly**

Connector & Housing Type: **Receptacle**

Connector System: **Wire-to-Board**

Number of Positions: **18**

Centerline (Pitch): **3.96 mm [.156 in]**

**Features**

**Product Type Features**

Rectangular Power Connector Type	Connector Assembly
Connector & Housing Type	Receptacle
Connector System	Wire-to-Board
Sealable	No
Connector & Contact Terminates To	Printed Circuit Board, Wire & Cable

**Configuration Features**

Number of Positions	18
Number of Power Positions	18
Number of Rows	1

**Electrical Characteristics**

Operating Voltage	600 VAC
-------------------	---------

**Body Features**

Connector Profile	Standard
-------------------	----------

**Contact Features**

--	--



Contact Layout	Inline
Contact Underplating Material	Nickel
Contact Base Material	Copper Alloy
Contact Current Rating (Max)	7 A
Contact Retention Within Housing	With
Contact Type	Receptacle
Wire Contact Termination Area Plating Material	Tin
Contact Mating Area Plating Material	Tin
Contact Mating Area Plating Material Thickness	2.03 µm[80 µin]
Underplate Material Thickness	30 µm[.762 µin]
Contact Termination Area Plating Thickness	2.03 – 5.08 µm[80 – 200 µin]

#### Termination Features

Termination Method to Wire & Cable	Insulation Displacement (IDC)
Wire/Cable Type	Discrete Wire
Wire Type	Stranded

#### Mechanical Attachment

Strain Relief	With
Mating Alignment	Without
Contact Retention Type Within Housing	Locking Lance
PCB Mount Alignment	Without
Panel Mount Feature	Without
PCB Mount Retention	Without
Connector Mounting Type	Cable Mount (Free-Hanging)
Mating Retention	Without

#### Housing Features

Wire & Cable IDC Installation Type	Closed End
Centerline (Pitch)	3.96 mm[.156 in]
Housing Color	Red
Housing Material	Nylon
Cable Exit Angle	90°

#### Dimensions

Wire Size	.325 mm <sup>2</sup>
Accepts Wire Insulation Diameter Range	2.41 mm[.095 in]



Height	9.02 mm[.355 in]
Length	71.32 mm[2.808 in]

### Usage Conditions

Operating Temperature Range	-55 – 105 °C[-67 – 221 °F]
-----------------------------	----------------------------

### Operation/Application

Circuit Application	Power
---------------------	-------

### Industry Standards

CSA Rating	Certified
UL Flammability Rating	UL 94V-2
Glow Wire Rating	Standard Part - Not Glow Wire
Agency/Standard Number	E28476
Agency/Standard	CSA, UL
UL Rating	Recognized
CSA File Number	LR7189

### Packaging Features

Packaging Method	Bag & Box
Packaging Quantity	125

### Other

For Use With	MTA .156 Header
--------------	-----------------

### Product Compliance

[For compliance documentation, visit the product page on TE.com>](#)

EU RoHS Directive 2011/65/EU	Compliant
EU ELV Directive 2000/53/EC	Compliant
China RoHS 2 Directive MIIT Order No 32, 2016	No Restricted Materials Above Threshold
EU REACH Regulation (EC) No. 1907/2006	Current ECHA Candidate List: JUNE 2022 (224) Candidate List Declared Against: JUNE 2022 (224) Does not contain REACH SVHC
Halogen Content	Low Halogen - Br, Cl, F, I < 900 ppm per homogenous material. Also BFR/CFR/PVC Free
Solder Process Capability	Not applicable for solder process capability

Product Compliance Disclaimer

This information is provided based on reasonable inquiry of our suppliers and represents our current actual knowledge based on the information they provided. This information is subject to change. The part numbers that TE has identified as EU RoHS compliant have a maximum concentration of 0.1% by weight in homogenous materials for lead, hexavalent chromium, mercury, PBB, PBDE, DBP, BBP, DEHP, DIBP, and 0.01% for cadmium, or qualify for an exemption to these limits as defined in the Annexes of Directive 2011/65/EU (RoHS2). Finished electrical and electronic equipment products will be CE marked as required by Directive 2011/65/EU. Components may not be CE marked. Additionally, the part numbers that TE has identified as EU ELV compliant have a maximum concentration of 0.1% by weight in homogenous materials for lead, hexavalent chromium, and mercury, and 0.01% for cadmium, or qualify for an exemption to these limits as defined in the Annexes of Directive 2000/53/EC (ELV). Regarding the REACH Regulation, the information TE provides on SVHC in articles for this part number is based on the latest European Chemicals Agency (ECHA) 'Guidance on requirements for substances in articles' posted at this URL: <https://echa.europa.eu/guidance-documents/guidance-on-reach>

## Compatible Parts



TE Part # 58247-1  
MTA 156 CRIMP HEAD REPAIR DISCRETE



TE Part # 58074-1  
MTA 50/100/156 MANUAL TOOL FRAME



TE Part # 59804-1  
MAINTENANCE TOOL



TE Part # 1-643067-8  
18P MTA156 MOLDED COVER




TE Part # 1-640551-8  
18P MTA156 COVER



TE Part # 58247-3  
MTA 156 CRIMP HEAD PRODUCTION RBBN CABLE



TE Part # 1-640643-8  
18P MTA156 COVER F/T



TE Part # 1-643071-8  
18P MTA156 FD-THRU COVER



TE Part # 4-644755-8  
18P MTA156 HDR ASSY SQ RARB F/L



TE Part # 58040-1  
MTA 156 ARBOR FIXTURE DISCRETE RBN CABLE



TE Part # 58247-2  
MTA 156 CRIMP HEAD PRODUCTION DISCRETE



TE Part # 58576-1  
MTA 156 PNEUMATIC TOOL FOR BOARD FIXTURE




TE Part # 58580-1  
MTA 156 MANUAL TOOL ASSEMBLY  
DISCRETE

## Also in the Series | MTA 156



Insertion & Extraction Tools(1)




PCB Connector Covers(92)




PCB Connector Keying(2)



PCB Connector Mounting(1)



PCB Headers & Receptacles(729)



Power Contacts(3)



Rectangular Caps & Covers(1)



Rectangular Power Connectors(749)



Standard Rectangular Connectors  
(1309)



Wire-to-Board Connector Contacts(12)

## Documents

### Product Drawings

18P MTA156 CONN ASSY 22AWG RED

English

### CAD Files

3D PDF

3D

Customer View Model



[ENG\\_CVM\\_CVM\\_4-640433-8\\_N.2d\\_dxf.zip](#)

English

**Customer View Model**

[ENG\\_CVM\\_CVM\\_4-640433-8\\_N.3d\\_igs.zip](#)

English

**Customer View Model**

[ENG\\_CVM\\_CVM\\_4-640433-8\\_N.3d\\_stp.zip](#)

English

By downloading the CAD file I accept and agree to the [Terms and Conditions](#) of use.

---

### Datasheets & Catalog Pages

[MTA, CST-100 II, SL-156 and AMP Economy Power \(EP\) Connectors](#)

English

---

### Product Specifications

[Application Specification](#)

Japanese

[Application Specification](#)

English

[MTA 156 Ribbon Cable Connector Assemblies \(English And Spanish\)](#)

English

[MTA 156 Ribbon Cable Connector Assemblies \(English And Spanish\)](#)

Japanese

---

### Agency Approvals

[Agency Approval Document](#)

English